

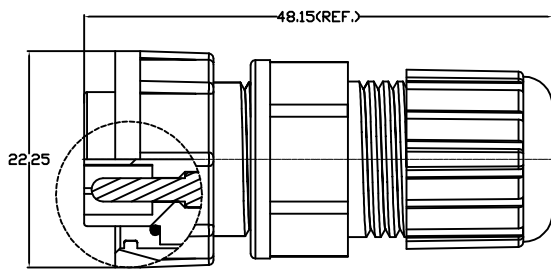
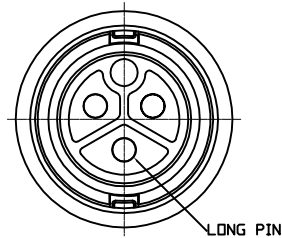
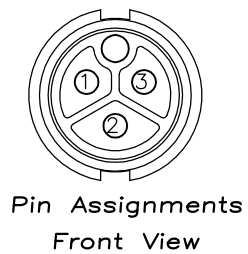
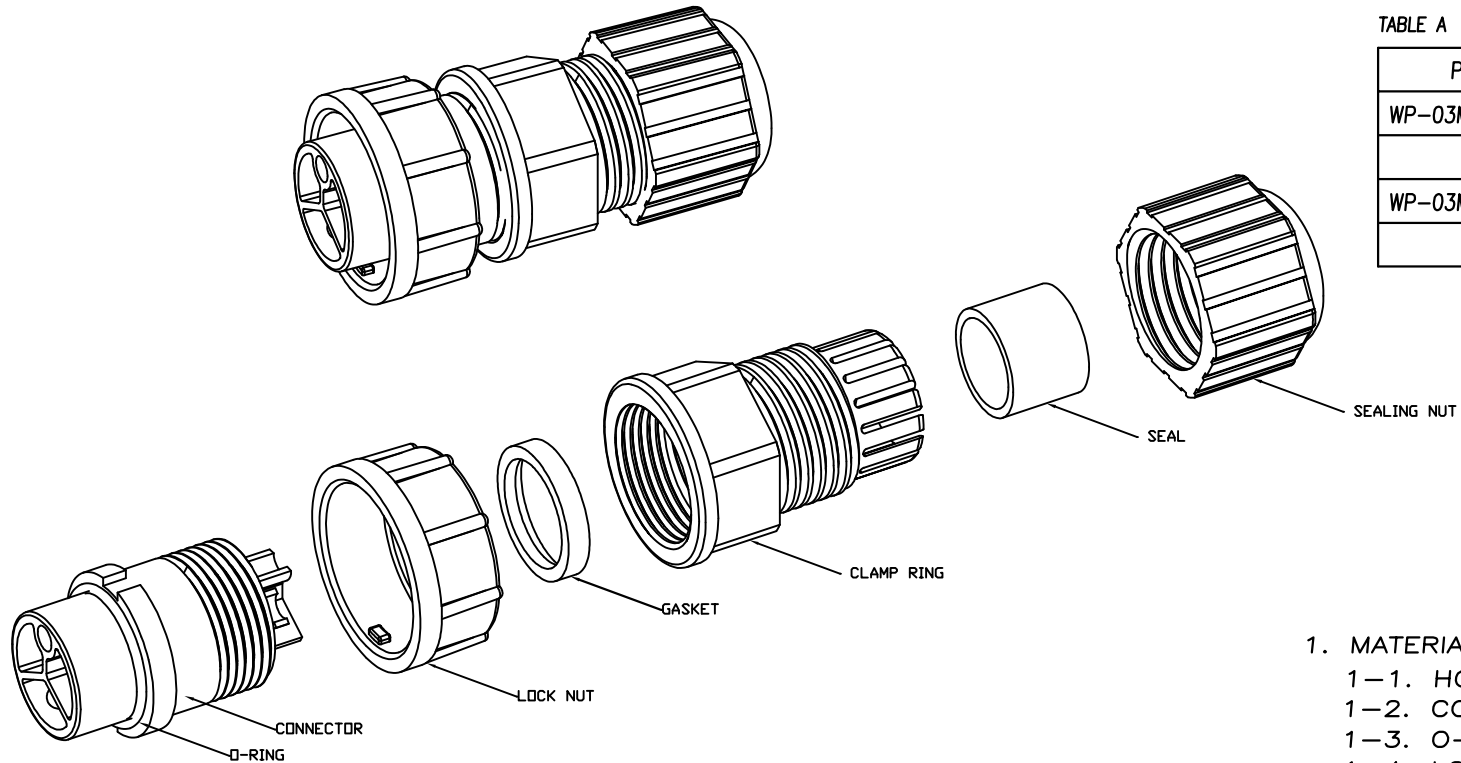
This document is the property of Nian-Yeong Corporation and is delivered on the express condition that it is not to be disclosed, reproduced or used, in whole or in part, for manufacture or sale by anyone other than Nian-Yeong Corporation without its prior consent, and that no right is granted to disclose or to use any information in this document.

CUSTOMER DRAWING

REV.	DESCRIPTION	APPROVED BY	DATE	ECN NO.
A	RELEASE	Ku Chou	02/04/18*	
B	CHANGE BOM	Ku Chou	10/09/18*	
C	CHANGE CLAMP RING MATERIAL	Ku Chou	30/10/18*	

TABLE A

P/N	MATERIAL(CLAMP RING)	CABLE OD ϕ
WP-03M2-95-11	PA66	ϕ 8.6mm~ ϕ 9.6mm
		ϕ 6.5mm~ ϕ 7.6mm
WP-03M2-98-11	PBT+PC, UL94V-0(F1)	ϕ 8.6mm~ ϕ 9.6mm
		ϕ 6.5mm~ ϕ 7.6mm



- MATERIAL :
 - HOUSING : PA66
 - CONTACT : BRASS
 - O-RING : SILICONE
 - LOCK NUT : PA66
 - GASKET : SILICONE
 - CLAMP RING : SEE TABLE A \triangle
 - SEAL : SILICONE
 - SEALING NUT : PA66
- FINISH :
 - CONTACT : GOLD FLASH PLATED.
- ELECTRICAL SPECIFICATION :
 - Rated current : 20A
 - Rated Voltage : 250V
 - Water proof : IP67
- Environmental :
 - Operation Temperature : $-40^{\circ}\text{C} \sim 105^{\circ}\text{C}$

DRAW	Emily Suen	APP'D	Ku Chou	UNIT	mm	TOLERANCE	 NIAN YEONG ENTERPRISE 年永實業有限公司	TITLE	WP 3P FEMALE (MALE PIN) C SIZE ASSEMBLY TYPE(LOCK)			SHEET	 C
CHECK	Ku Chou			SCALE	1:1	.x ± 0.20 .xx ± 0.10 .xxx ± 0.05 .xxxx ± 0.03 ANGULAR $\pm 1^{\circ}$		PART NO.	SEE TABLE A	DWG NO.	QC8633		