

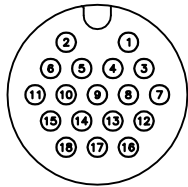
This document is the property of Nian-Yeong Corporation and is delivered on the express condition that it is not to be disclosed, reproduced or used, in whole or in part, for manufacture or sale by anyone other than Nian-Yeong Corporation without its prior consent, and that no right is granted to disclose or to use any information in this document.

CUSTOMER DRAWING

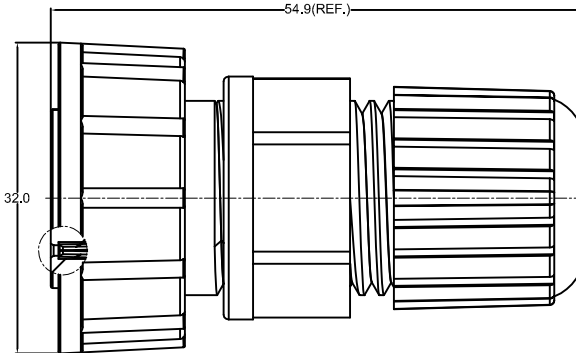
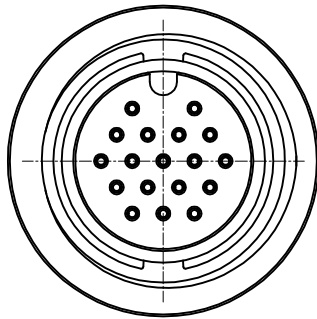
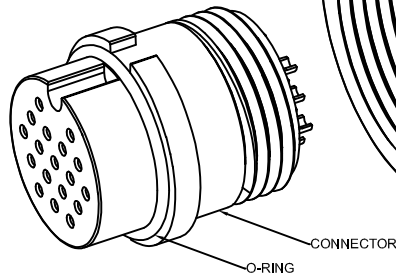
REV.	DESCRIPTION	APPROVED BY	DATE	ECN NO.
A	RELEASE	Ku Chou	14/08/18*	
B	CHANGE RATED VOLTAGE	Ku Chou	13/12/18*	
C				

TABLE A

P/N	CLAMP RING MATERIAL
WP-18F2-16-11	PBT+PC, UL94V-0(F1)
WP-18F2-17-11	PA66



Pin Assignments
Front View



1. MATERIAL :

- 1-1. HOUSING : PA66
- 1-2. CONTACT : BRASS
- 1-3. O-RING : SILICONE
- 1-4. SCREW NUT : PA66
- 1-5. GASKET : SILICONE
- 1-6. CLAMP RING : SEE TABLE A
- 1-7. SEAL : SILICONE
SEAL FOR CABLE OD ϕ 5.5mm ~10.8mm
- 1-8. SEALING NUT : PA66

2. FINISH :

- 2-1. CONTACT : GOLD FLASH PLATED.

3. ELECTRICAL SPECIFICATION :

- 3-1. Rated current : 5A
- 3-2. Rated Voltage : 300V
- 3-3. Water proof : IP67

4. Environmental :

- 4-1. Operation Temperature : -40 $^{\circ}$ C~105 $^{\circ}$ C

DRAWN	Emily Suen	APP'D	Ku Chou	UNIT	mm	TOLERANCE	 NIAN YEONG ENTERPRISE 年永實業有限公司	TITLE	WP FEMALE (FEMALE PIN) D SIZE ASSEMBLY TYPE(SCREW)-5A			SHEET	 B
CHK'D	Ku Chou			SCALE	1:1	.x ± 0.20 .xx ± 0.10 .xxx ± 0.05 .xxxx ± 0.03 ANGULAR $\pm 1^{\circ}$		PART NO.	SEE TABLE A	DWG NO.	QC8765		