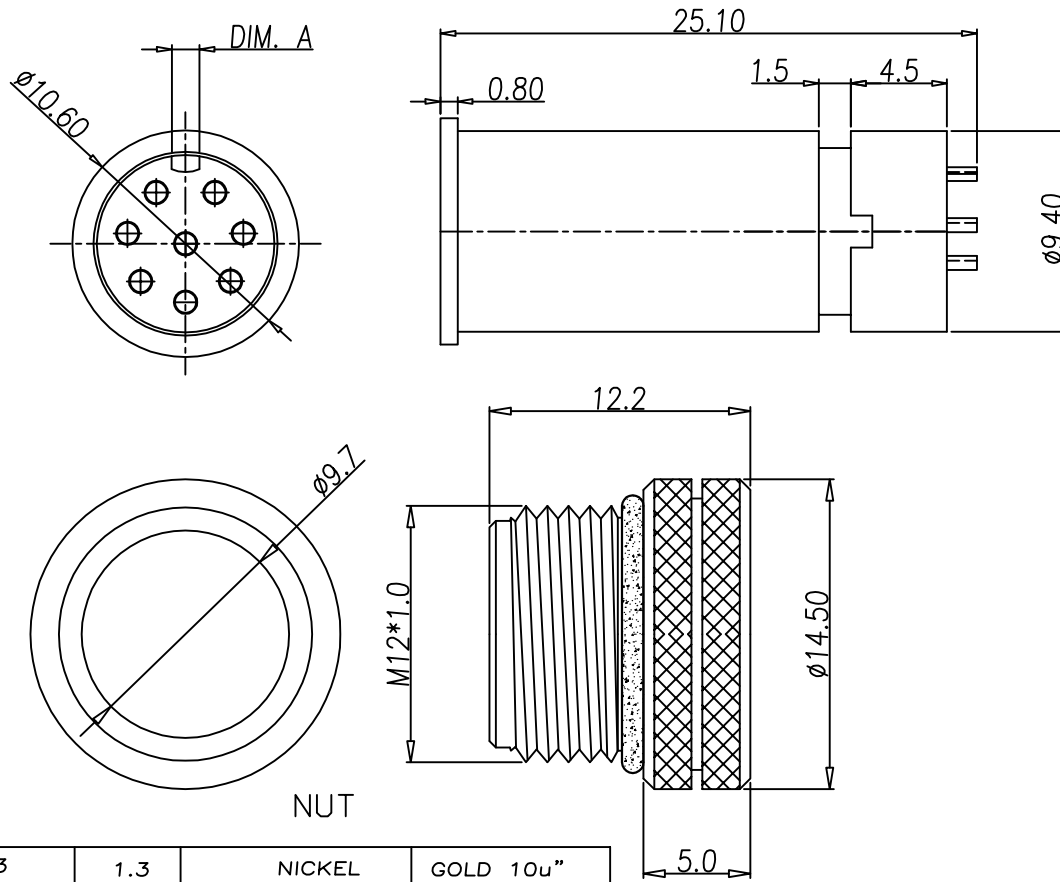


This document is the property of Nian-Yeong Corporation and is delivered on the express condition that it is not to be disclosed, reproduced or used, in whole or in part, for manufacture or sale by anyone other than Nian-Yeong Corporation without its prior consent, and that no right is granted to disclose or to use any information in this document.

CUSTOMER DRAWING

REV.	DESCRIPTION	APPVL. BY	DATE	ECN NO.
△	ADD TABLE A	Fido Weng	31/12/08*	ECN-08023
△	Add New Color Housing and Part No.	Fido Weng	11/15/12*	
△	Add Part No.	Ku Chou	10/02/20*	

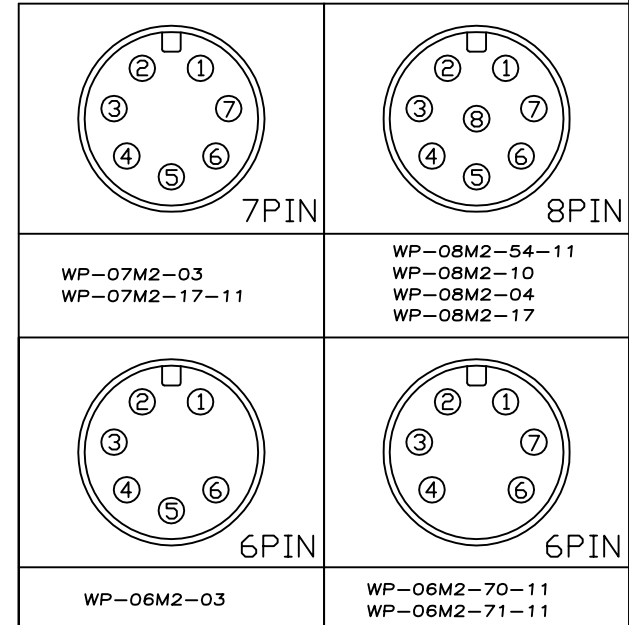


- MATERIAL :
 - HOUSING : PBT UL94V-0 ; COLOR : BLACK
 - CONTACT : BRASS
 - NUT : BRASS
 - O-RING : EPDM ; COLOR : BLACK
- FINISH :
 - CONTACT : SEE TABLE A
UNDER PLATE : NICKEL
 - NUT : SEE TABLE A
- ELECTRICAL SPECIFICATION :
 - Rated current : 2A
 - Rated voltage : 30V
 - Water proof : IP67/68
- Environmental :
 - Operation Temperature : -40℃~85℃

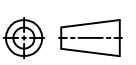
TABLE A

NUT

P/N	DIM. A	NUT	CONTACT
WP-06M2-03	1.3	NICKEL	GOLD 10u"
WP-08M2-54-11	1.3	NICKEL	GOLD FLASH
WP-08M2-10	1.3	BLACK NICKEL	GOLD 10u"
WP-08M2-04	1.3	NICKEL	GOLD 10u"
WP-08M2-17	1.1	NICKEL	GOLD 10u"
WP-07M2-03	1.3	NICKEL	GOLD 10u"
WP-07M2-17-11	1.1	NICKEL	GOLD 10u"
WP-06M2-70-11	1.3	NICKEL	GOLD 10u"
WP-06M2-71-11	1.1	NICKEL	GOLD 10u"



DRAWN	Emily Suen	APP'D	Ku Chou	UNIT	mm	TOLERANCE
CHK'D	Ku Chou			SCALE	1:1	.x ±0.20 .xx ±0.10 .xxx ±0.05 .xxxx ±0.03 ANGULA ±1*



NIAN YEONG ENTERPRISE
年永實業有限公司

TITLE	防水頭 8 PIN (M)			SHEET
PART NO.	SEE TABLE A	DWG NO.	QC3050	1/2
				VERSION E

This document is the property of Nian-Yeong Corporation and is delivered on the express condition that it is not to be disclosed, reproduced or used, in whole or in part, for manufacture or sale by anyone other than Nian-Yeong Corporation without its prior consent, and that no right is granted to disclose or to use any information in this document.

CUSTOMER DRAWING

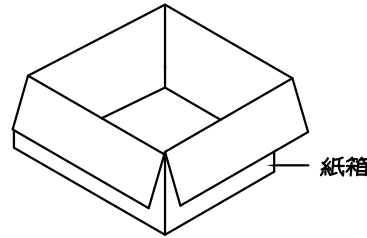
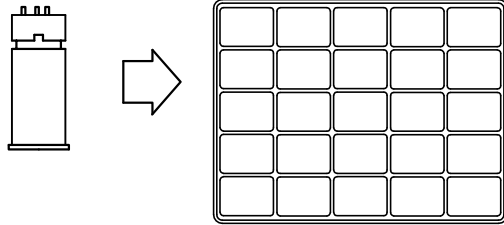
REV.	DESCRIPTION	APPVL. BY	DATE	ECN NO.
△C	ADD TABLE A	Fido Weng	31/12/08'	
△D	Add New Color Housing and Part No.	Fido Weng	11/15/12'	
△E	Add Part No.	Ku Chou	10/02/20'	

包裝方式

1. 將半成品一一放入包裝盤內。
2. 包裝方式, 如圖所示。
3. 1格各裝4PCS, 一個包裝盤1000PCS
4. 裝滿盤後堆層至10盤止, 最上層為空盤做蓋子(共11盤)
5. 層疊11盤後, 在以膠膜固定, 一箱數量為1000PCS
6. 螺母另外裝入塑膠袋中後封口, 一袋為500PCS, 一箱2袋
7. 將包裝盤和螺母放紙入箱後以膠帶封箱。
8. 將標籤貼於紙箱上。

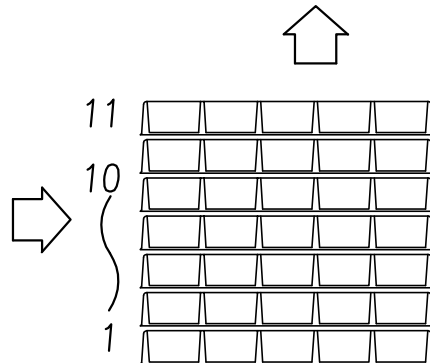

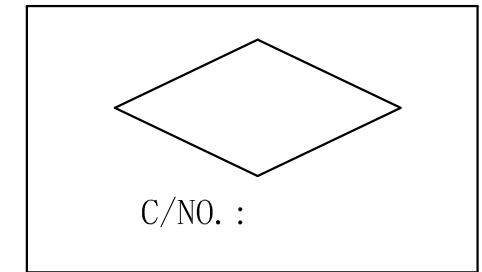
NOTE:

1. 若有未裝滿之零數箱, 必須以緩衝材塞滿。
2. 在搬運過程中要輕拿輕放。
3. 載運輸中不可堆放過多, 不可有重壓現象。
4. PE膠膜纏繞時不可緊綁。

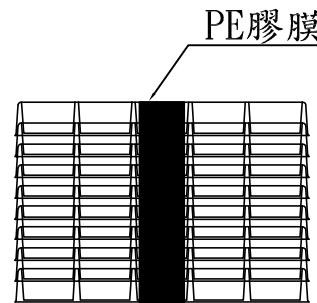


ITEM NO:
 QTY: PGS
 N. W. : KG
 G. W. : KG
 MEAS:

標籤處




實際層疊(含上層蓋為11層)



PE膠膜

500PCS X 2



螺母+油封

DRAWN	Emily Suen	APP'D	Ku Chou	UNIT	mm	TOLERANCE		TITLE	防水頭 M12 (M) A-CODE 線端焊線式 包裝圖			SHEET	2
CHK'D	Emily Suen			SCALE	1:1	.x ±0.20 .xx ±0.10 .xxx ±0.05 .xxxx ±0.03 ANGULA ±1°			PART NO.	SEE TABLE A	DWG NO.	QC3050	VERSION